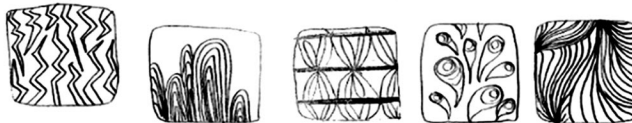


ZENTANGLES

All you need is a piece of paper and a writing utensil

Step One:

Sketch some patterns, around 10-15, and think outside the box!





ex:



Step Two:


Draw a "page-filling" design that has multiple sections.

ex:



Step Three:

Fill each section with a pattern. When the whole design is filled with individual patterns, you have created a Zentangle!



ENCHANTED CIRCLE

Arts Inspired Education

www.enchantedcircletheater.com